



ISO9001


***OCEAN***®



HZH MARINE GROUP CO.,LTD.

# DOUBLE DOOR REFRIGERATOR

## USER'S OPERATION MANUAL



Model: OC-BCD200, OC-BCD300, OC-BCD400



# **HZH MARINE GROUP CO., LTD.**

Tel: +86 20 82369196      Email: [info@hzhmarine.com](mailto:info@hzhmarine.com)







Web: [www.hzhmarine.com](http://www.hzhmarine.com) / [www.huazhihang.com](http://www.huazhihang.com)

## ◆ Points of safety

- For proper usage and safety, please read the 《Instruction 》 before using it.
- Please follow all items of Instruction for safety while using it.

	<b>Cautions</b>	This symbol indicates the possibility of death or serious injury.
	<b>Attentions</b>	This symbol indicates the possibility of injury or damage to property.

The meaning of symbols used in this manual is shown in following table

	Never do this
	No touching
	No removing
	Must follow while using it
	Pull the plug out during maintenance
	Connected to the earth

### Attentions

Customer cannot change the plug and wire without authorization. If the wire is destroyed, it should be changed by the service authorized service personnel

## Cautions

### Own socket for its own use

The electric power must be well connected to the earth.



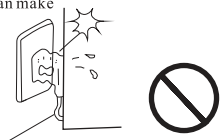
### Keep the plug and socket clean

Dust and bad connection might cause electric shock.




### No extruding the plug strongly

Short circuit caused by damaged plug can make fire.



### No damaging the power line

Short circuit caused by forcible bending, stretching, twisting, packing, cutting the wire might make fire.



## WARNING:

- WARNING---keep ventilation opening, in the appliance enclosure or in the built-in structure, clear of obstruction.
- WARNING---do not use mechanical devices or other means to accelerate the defrosting process.
- WARNING---do not use electrical appliances inside the food storage compartments of the appliance.
- WARNING---do not damage the refrigerant loop.
- If the supply cord is damaged, it must be replaced by the manufacturer or its service agent or a similarly qualified person in order to avoid a hazard.
- This appliance is not intended for use by persons (including children) with reduced physical, sensory or mental capabilities, or lack of experience and knowledge, unless they have been given supervision or instruction concerning use of the appliance by a person responsible for their safety. Children should be supervised to ensure that they do not play with the appliance.
- WARNING----Do not use mechanical devices or other means to accelerate the defrosting process, other than those recommended by the manufacturer.
- WARNING----Do not use electrical appliances inside the food storage compartments of the appliance, unless they are of the type recommended by the manufacturer.

**Correct Disposal of this product** This marking indicates that this product should not be disposed with other household wastes throughout the EU. To prevent possible harm to the environment or human health from uncontrolled waste disposal, recycle it responsibly to promote the sustainable reuse of material resources. To return your used device, please use the return and collection systems or contact the retailer where the product was purchased. They can take this product for environmental safe recycling.

## ◆ Common phenomena trouble shooting

### Instruction trouble shooting

the following cases are not malfunction. please check according to below steps before asking for service

- No current; abnormal voltage; fusing; out in the plus uneffectively ,check the plug and fuse.
- Not efficient
 

The temperature adjustment knob is in the 0 position;  
space around the refrigerator is not enough;  
the door has been opened too frequently and too long;  
the refrigerator is exposed to the sunlight directly or place near some heat sources;  
there is no space between foods;  
there are hot foods inside the case.

Please read the points of attention, keep away from the heat source, do not open the door frequently ,  
put the hot foods in the case after it is cooled down. adjust the knob to 5 to 6 position.
- Foods frozen in the refrigerator compartment or chilled case.
 

The temperature knob is in 7 position;  
foods containing rich water and freezed easily are near the rear wall.troubles of sensors or controls,  
adjust the knob to 3 position
- Noises
 

the refrigerator is not located firmly;  
the refrigerator has been struck to other objects;  
the copper pipe has been struck each other in the mechanical room;  
locate the refrigerator at a firm base and separate the copper pipe from other objects in the mechanical room
- Compressor can not stop working automatically
 

store too much foods at one setting;  
open the door frequently or too long;  
the temperature knob is in 7 position;

Foods should be stored in separated batches, do not store too much food at one setting;  
Decrease the frequence of opening the door and shorten the time of opening the door;
- Compressor cannot start
 

turning on the power, the refrigerator cannot work exceeding 30seconds.pullthe plug down at once.  
Reinsert the plug, if the refrigerator still do not work. Please contact with service department.

## ⚠ Cautions

### No stretching of the power line directly

Please shut the power off while handling the plug, damaged wire might make fire.



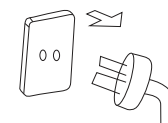
### Never use damaged wire, plug, socket

It might cause electric shock, short circuit, even fire.



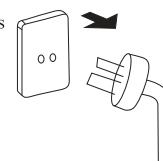
### Shut off power while maintenance

Unplug the socket while cleaning.



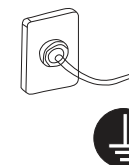
### Pull our plug in emergency

Accident(short circuit) may happen if it continues to run.  
Please contact to the authorized service personnel without delay.




### Be sure to connection to earth well

Make sure the appliance is properly earthed.



### Do not install the unit in moist place

Avoid using the appliance in a damp moist place.



### If inflammable gas is leaked, open the window to have fresh air, do not pull out plug

Spark may happen if the plug is pulled out which can result in fire or explosion.



### Do not remove or repair it bu yourself

Please contact with the authorized service center without delay.



## ⚠ Cautions

Remove the door gasket while discarding it

Remove the door gasket to avoid children being trapped inside.



## ⚠ Attentions

Please locate it on even and smooth place, regulate by screwing the feet

Turning over would cause accidents.




To avoid frostbite, do not touch foods and vessel in freezer with moist hands

Touching foods and vessel in the freezer with moist hands would cause frostbite.



Do not stretch hand to the bottom.



Close the door with the handle

Closing the door with hands on the upside, downside or other sides might hurt the fingers.



Do not store too much foods.

Too much storing drop the cooling efficiency.



Do not put bottle into the freezer case

Glass may explode and hurt people hand while storing or extracting foods.



Recycle foam, refrigerant, etc, according to relevant national regulations.


Forbidden to throw away foam, refrigerant, etc.

When place fridges, please remove the foam tray

Especially when use refrigerant 600a, should remove the foam tray, or cause to explode.


## ◆ Maintenance

### Cleaning procedure



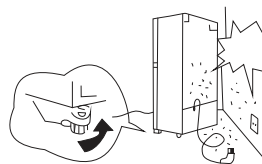
### ⚠ Cautions

Always disconnect the power plug.



### Back of refrigerator

Adjust the regulate feet and let it hang in the air, then moving it.  
Clean the dust at back and ground



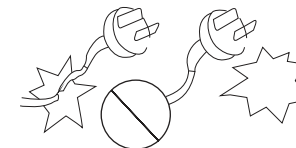
### ⚠ Attention

Do not stretch hands to the bottom

### Inspection after cleaning

#### Caution

Check power line and plug  
If the power line and plug damaged.  
Dust on the plug.  
Unusual heat of plug.  
If the socket become flexible.  
If the plug inserted incompletely.  
If the power line and plug are damaged or Sticked dust, it would cause electric shock or fire.




Replugging in the power at least 10 minutes later.



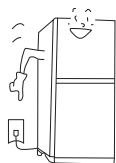
2

Tear down the tape  
firming case




3

Turn on the power



4

Storing after turning on  
power 4~5 hours



The smell of plastic will disappear  
automatically a period later.

- In hot season freezing foods completely needs 24 hours. check the cooling condition in the next day .something such as ice-cream should be frozen completely.

5

Pay more attention while moving.

Screw compressors are adopted inside. Inclination angle is no more than 45 degree.

### Temperature adjustment . . . Usually in MID position

Temperature knob is to be adjusted temperature of box. The number on it can not show temperature Big number show the temperature of box is low and little number show is high. "0" show stop. In winter, usually place the knob at 4-7, In summer usually place the knob at 4-1.

Caution:

1. Please obey the step of control;
2. Improper adjust may lead to lower temperature, higher temperature or influence energy consumption.

### Changing the light bulb


If you need to replace the lamp, please according to below instruction,

1. pull out the power plug first,
2. unscrew the old lamp, replace the new lamp,

Note: the lamp power is 10W,  
the bulb must be according to IEC 60079-15.

## ◆ INSTALLATION

### 1 Placing rightly



#### Keeping proper space

- Too small space around it, putting goods on the top or side, and pasting our on the side might prevent heat generation, resulting in unnecessary wastage of energy.
- Contacting between back and wall might cause vibration and noise.  
Heat radiated from the refrigerator might wear our the wall or other things of space is too small.

#### Avoiding heat and moisture

- Heat, sunlight shining directly would influence cooling seriously and waste the electric energy.
- Many troubles are caused by moisture.

#### Locating firmly and horizontally

- Rotate the adjustable feet one round (let the from feet hand in the air) and then firm the refrigerator horizontally (to avoid vibration and noise).

### ! Attention

A piece of wood should be placed first if the refrigerator is located on the carpet etc.

#### Earth line

### ! Cautions

The earth line should be connected if the refrigerator is located at the moist place such as toilet, laundryroom, basement etc.

#### Earth terminal (triangle plug)

- Please connect one side of the earth line to the earth terminal